



Dear Friends,

Did you know that if you shop online with Amazon or Give As You Live you can now donate automatically to Animal Saviours to help countless animals, from puppies and ponies to swans, hedgehogs and even baby rhinos!

And it will cost you absolutely **NOTHING**. There are a couple of ways you can donate to us while you shop online.

Smile is Amazon's charity contribution portal, it looks the same as your normal Amazon and all the products cost the same too. The difference is that each time to buy a product through Amazon Smile they will contribute a small amount of the purchase price to us. Which means we get a donation each time you shop and it doesn't cost you a penny.

Give As You Live (GAYL) is a way to shop online, using many of the stores and websites that you know and love. In fact there are over 4,000 stores and websites registered that work with GAYL. The sites include shops like Boots, Waitrose and John Lewis. Also websites such as eBay, Booking.com and Ticketmaster can be found there too. The difference is that when you browse around your normal stores and websites using GAYL and buy a product or service a percentage of what you spend is donated to Animal Saviours. Again this costs you nothing and you get the same great deals that you normally would, so what's not to love?

Just follow the instructions below to set up and use these great sites:

Amazon Smile:

Using a Windows PC or Mac web browser: [Click here](#)

Using a smart phone app (iPhone or Android): [Click here](#)

Give As You Live:

Using a Windows PC or Mac web browser: [Click here](#)

Using a smart phone app (iPhone or Android): [Click here](#)

Amazon Smile:

Instructions for Windows PC or Mac web browser

Important Note: You can use any web browser (Windows Edge, Explorer, Firefox, Chrome, Safari etc) with Amazon Smile. But you must **ALWAYS** use Amazon using the smile.amazon.co.uk website (explained below) and not the normal amazon.co.uk or amazon.com sites. If you have any bookmarks or shortcuts for Amazon please update them using the smile.amazon.co.uk link below, otherwise Animal Saviours will not receive a donation, even if you are registered to donate to us.

First you need to go to the Amazon Smile website here: <https://smile.amazon.co.uk/>
This is exactly the same as the normal Amazon site, the difference is that every time you buy through Amazon Smile you will be making a donation to Animal Saviours. You need to log in to the Smile.Amazon site with your normal user name and password. Once you have done this you can search for and then register Animal Saviours as your chosen charity.

After you have logged in you will see a screen like the one above, asking you to search and pick your charity. Type Animal Saviours into the search bar and click the Search button.....
The search should come back with Animal Saviours at the top of the list, please check it is the correct one (Great Witley) before you click Select.

Start by picking your charity

Search from thousands of local and national charities, like animal shelters, scout troops and religious organisations.

Or, browse by cause



Culture & Heritage



Education & Youth



Environment & Animal



Equality & Diversity



Faith & Spiritual



Healthcare & Medical Research



Homeless & Refuge



International



Welfare

← Previous

1

Next →

After you click Select you will have to confirm that you understand that you must ALWAYS shop through the smile.amazon.co.uk to support us (see below)

☒ Yes, I understand that I must always start at **smile.amazon.co.uk** to support Animal Saviours.



From now on, as long as you shop through smile.amazon on your computer you will be donating a little money to us every time.


Instructions for Google Android and Apple iPhone Apps

The instructions for any iPhone or Android smart phone are the same. You need to make sure that you have updated your Amazon app to the latest version. Otherwise the options explained below will not appear.

Important Note: The Apple iPad uses a different Amazon App which does not support Amazon Smile directly as yet. So to order through Amazon with an iPad you will need to use the your web browser (Safari, Firefox, Chrome etc) and use the PC instructions above.

- Step 1:** Tap the Options button in the bottom right of the screen
- Step 2:** Tap Settings in the options menu on the left of the screen
- Step 3:** Tap the AmazonSmile menu option

Give As

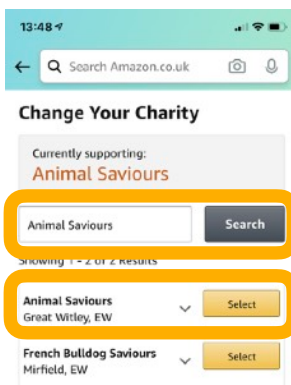


You

Step 4: Tap on the Search Bar and type Animal Saviours, then tap the Search button on the right.

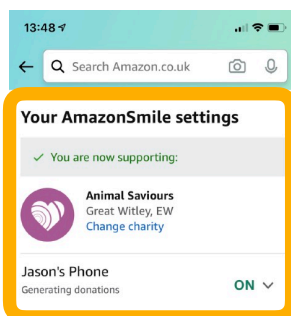
Step 5: Tap the Select button next to Animal Saviours

Live



Step 6: You should now get confirmation that Animal Saviours is selected as your chosen charity

Instructions for Windows PC or Mac Web Browser



Type in <https://www.giveasyoulive.com/> to get to the Give As You Live website. You will need to sign up first by clicking on the green 'Sign up for free' button.

You will then be asked to select the charity you want to support. Type Animal Saviours into the search bar and click the Search button. We should appear as you see below, click the green 'Support us' button.

Then you can continue to sign up, filling in your name, email and adding a password.

Click 'Create account' when you are done and you will be ready to go!

Create your account

Your details

First name

Animal

Last name

Saviours

Email address

info@animalsaviours.org

Password

Show

raDci1-jubcys-tigdu

Strong Password

or [Continue with Facebook](#)

Already have an account?

[Login](#)

Contact preferences

Can we contact you via email?

For example to send you offers and updates. You can opt out at any time.

☐ Yes

☒ No

Can we share your details with Animal Saviours?

This will give them permission to contact you via email, for example about fundraising or news.

☒ Yes

☐ No

By creating your account, you agree to our [terms and conditions](#) and [privacy policy](#).

[Create account](#)

protected by reCAPTCHA
[Privacy](#) [Terms](#)




Instructions for Google Android and Apple iOS (iPhone/iPad) Apps

First you have to download the Give As You Live app. If you have already signed up via the normal website (see above) you just need to log in as normal on the app. If you have not signed up before then you can set up your GAYL account with the app as follows.

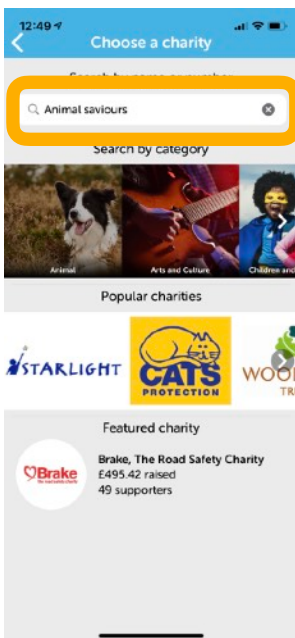
Step 1: Tap 'Sign up for free'

Step 2: Type Animal Saviours into the search bar

Step 3: Tap Animal Saviours to select us as your charity



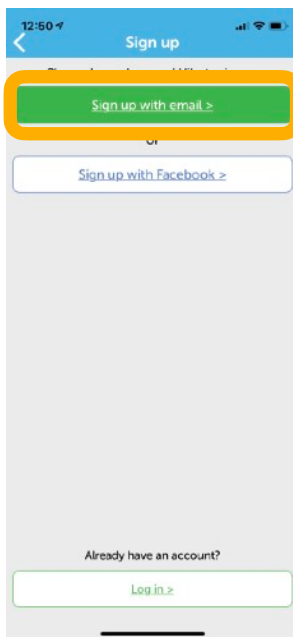
1: Sign up



2: Type



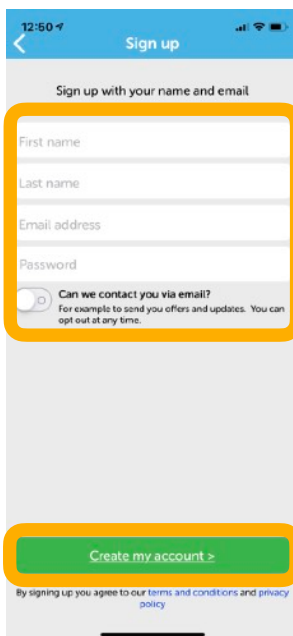
3: Choose



4: Sign up

Step 4: Tap 'Sign up with email'

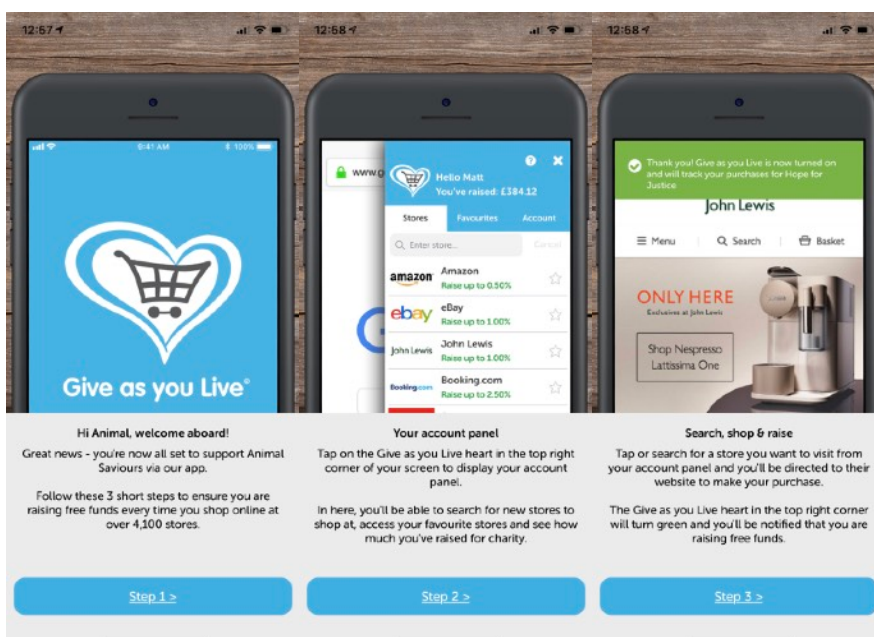
Note: We advise not to sign up with Facebook.



5: Enter your details

Step 5: Type in your details, then tap 'Create my Account'

5: Tap



Step 6: There are then 3 final setup steps. You can change these later if you want to.....

Now you should be ready to shop!